



Office of Juvenile Justice  
and Delinquency Prevention

# DISCRETIONARY 2.0 GRANT PROGRAMS

System improvement and targeted prevention and intervention awards

PERFORMANCE REPORT

January-June 2021

## WORKING FOR YOUTH JUSTICE AND SAFETY

---

### VISION STATEMENT

OJJDP envisions a nation where our children are free from crime and violence. If they come into contact with the justice system, the contact should be rare, fair, and beneficial to them.

### MISSION STATEMENT

OJJDP provides national leadership, coordination, and resources to prevent and respond to youth delinquency and victimization. The Office helps states, localities, and tribes develop effective and equitable juvenile justice systems that create safer communities and empower youth to lead productive lives.

This report was produced by Booz Allen Hamilton under contract number GS-00F-008DA, awarded by the Office of Juvenile Justice and Delinquency Prevention (OJJDP), U.S. Department of Justice. It is important to note that accurate data rely on correct data tracking and entry by the grantees and those agencies reporting to grantees, as such the data and analysis findings provided reflect the information as reported. These analytical findings make no claims of causation or demonstrate evidence of program effectiveness, and, as with all performance data, readers must use caution when interpreting the results, as factors other than the program may have contributed to the performance outcomes reported.

Data during the January to June 2021 activity period was impacted by the Covid-19 global pandemic. Grantees and service providers experienced a disruption to services, which raised obstacles for service delivery and data collection. The following data reflect services adapted to and provided during the Covid-19 pandemic.

# INTRODUCTION

The Office of Juvenile Justice and Delinquency Prevention (OJJDP) awards states, territories, tribes, local governments, and nonprofit organizations multi-year grants to improve state and local justice systems and to provide prevention and intervention programming for targeted youth populations. OJJDP requires award recipients to report on performance measures to demonstrate whether funded initiatives and services achieved their goals and to improve OJJDP’s programs and policy decisions. This report presents the results of OJJDP system improvement initiatives and targeted prevention and intervention services during the January–June 2021 activity period for the awards listed in the appendix.

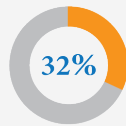
System improvement activities include capacity building, policy changes, and training and technical assistance (TTA). Prevention and intervention activities include the establishment and operation of evidence-based programs to prevent juvenile delinquency and to support victims.

## Highlights

**13,005**

Number of youth served

Awards implementing an evidence-based program or practice<sup>1</sup>



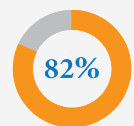
System-level initiatives implemented



System planning activities conducted



Youth demonstrating overall positive behavior change (short term)<sup>2</sup>



## OVERVIEW OF AWARD INFORMATION

During the January–June 2021 activity period, OJJDP’s system improvement and targeted prevention and intervention funding supported 57 awards, with 89 percent ( $n = 51$ ) compliant with their performance measure reporting requirements and 44 operational awards (i.e., award funds were expended). The total available OJJDP funding for all compliant and operational awards during the activity period exceeded \$26.5 million (figure 1). Forty-two awards reported on system improvement activities, 11 awards<sup>3</sup> reported on direct service intervention activities, and 9 awards reported on direct service prevention activities.

Figure 1. Award Details



<sup>1</sup> This data may underreport the number of awards implementing evidence-based practices because system improvement awards may interpret the implementation of evidence-based efforts as limited to programs or specific practices, not system-wide initiatives.

<sup>2</sup> Short term includes youth tracked for the behavior of interest who received services during the activity period or youth who exited the program during the activity period.

<sup>3</sup> Funding amounts represent the total funding for the life of the awards and do not represent actual grantee spending during the activity period.

<sup>4</sup> Total Funding: \$26,539,652

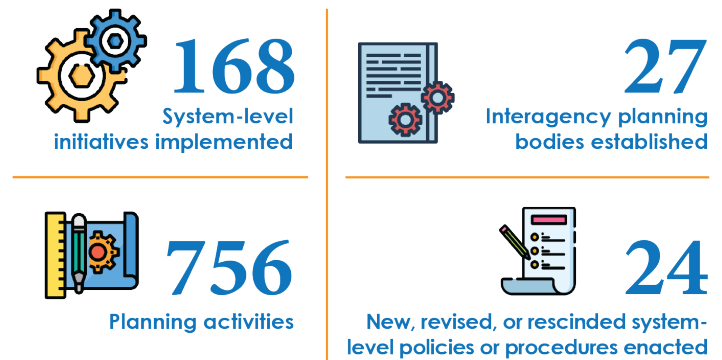
## SYSTEM IMPROVEMENT AWARDS

OJJDP supports system improvement initiatives to strengthen the capacity of jurisdictions to address the complex needs of youth at risk or youth involved in the juvenile justice and child welfare systems. System initiatives use multi-disciplinary planning bodies to develop and implement policy and practice changes across government agencies and community-based organizations.

### System Improvement Activities

During the January–June 2021 activity period, system improvement awards implemented 168 system-level initiatives; engaged in 756 planning activities; and adopted, revised, or rescinded 24 system-level policies or procedures (figure 2). Policy and practice changes reflect evidence-based operating standards (e.g., National Prison Rape Elimination Act [PREA] standards, Family Drug Courts model) and OJJDP-sponsored guidelines (e.g., Emergency Planning for Juvenile Justice Residential Facilities).


Figure 2. System Improvement Activities



### Community Collaboration

Many youths in the juvenile justice or child welfare systems face complex challenges (e.g., co-occurring disorders or traumatization), which require collaboration across multiple public agencies and community-based organizations. To foster this collaboration, during the January–June 2021 activity period, system improvement grantees formed 130 new partnerships and maintained 206 existing cross-sector partnerships (figure 3). Additionally, grantees shared data across programs and agencies, used common intake and assessment tools, and implemented 56 memorandums of understanding (MOUs) to coordinate service delivery.

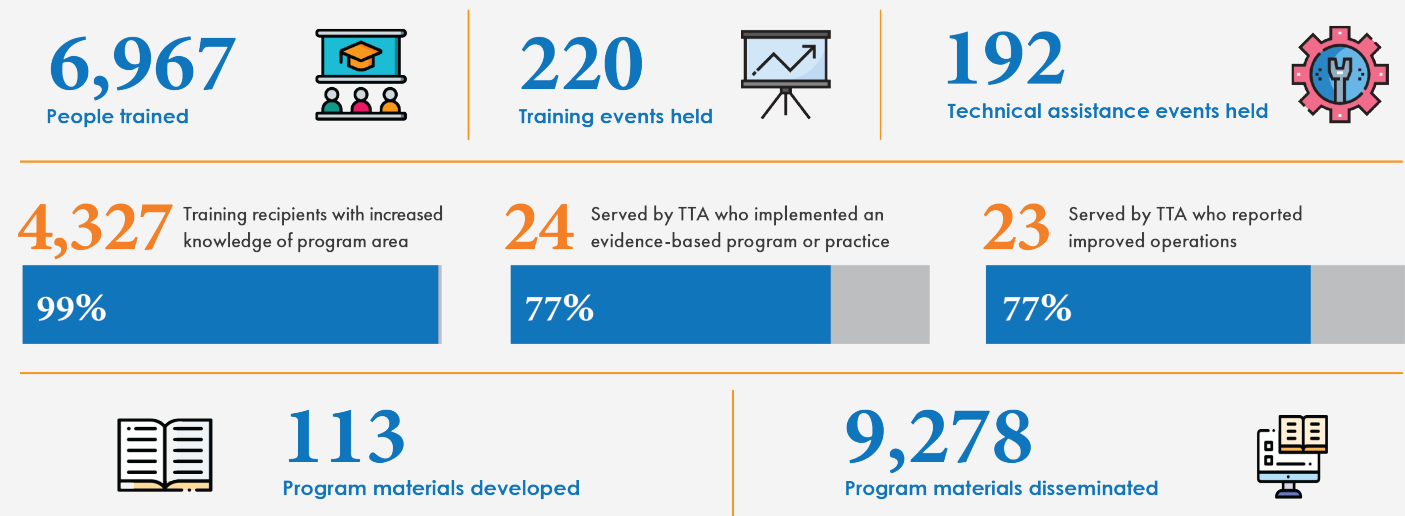
Figure 3. Community Collaboration



## Training and Technical Assistance Activities

As a key strategy to improve how systems and communities respond to youths' behaviors and victimization, system improvement grantees provide TTA on research findings and effective practices. During the January–June 2021 activity period, grantees held 220 training events, and 192 technical assistance events. Grantees trained 6,967 participants on topics such as child sexual abuse, working with Native American youth, reviewing and evaluating programs, PREA, and advocacy. Of those trained who responded to post-training surveys, 99 percent ( $n = 4,327$ ) reported increased knowledge after attending the training. Seventy-seven percent of the organizations contacted ( $n = 23$ ) reported improved operations after receiving TTA.

Figure 4. Training and Technical Assistance Activities



## TARGETED PREVENTION AND INTERVENTION AWARDS

OJJDP funds targeted prevention and intervention services for populations that traditional juvenile delinquency or victimization programs do not address. During January–June 2021, prevention and intervention grantees provided specialized services for girls, tribal youth, youth affected by opioid abuse, and youth with sexual behavior problems and their child victims and families.

### Prevention and Intervention Program Activities

During the January–June 2021 activity period, OJJDP-funded programs served 13,005 youth, applying trauma-informed, culturally specific, evidence-based, collaborative, and data-driven approaches. Prevention and intervention programs define the specific requirements for successful program completion. Of the 1,012 youth who exited a prevention or intervention program during the activity period, 88 percent successfully completed the program requirements. Grantees also served families, with 50 percent ( $n = 106$ ) successfully completing program requirements during the activity period. To improve program staff and system professionals' knowledge and skillsets, prevention

and intervention grantees trained 908 program staff, with 99 percent completing training during the activity period. One hundred percent of program staff who responded to post-training surveys ( $n = 31$ ) reported increased knowledge of the program area after attending the training.


**Figure 5. Prevention and Intervention Activities**



## Target Behavior Outcomes

Targeted prevention and intervention awards focus on improvement of youth behavioral outcomes. Grantees report on behavioral changes in several targeted areas (e.g., family relationships and school attendance). During the January–June 2021 activity period, for youth receiving services while in the program or within 6 months of exiting, grantees observed improved job skills, antisocial behavior, family functioning, and social competence (figure 6). Overall, 82 percent ( $n = 8,437$ ) of youth showed a positive behavioral change in the short term.

**Figure 6. Short-term Outcome Percentages for the Specified Target Behaviors**



## PUBLIC SAFETY OUTCOMES

To demonstrate the impact of OJJDP funding and program success, system improvement, prevention, and intervention grantees report on public safety outcomes. To reduce youth victimization and offending behavior, grantees provide intervention services, enact policy and practice changes, and implement evidence-based programs and practices.

### Youth Victimization

During the January–June 2021 activity period, grantees tracked 159 youth for victimization while in the program or within 6 months of exiting. Of those monitored, 29 percent ( $n = 46$ ) experienced victimization during the activity period. Zero percent ( $n = 0$ ) of youth monitored ( $n = 95$ ) experienced revictimization in the short term. Grantees identified zero youth as victims of sex trafficking.

## Youth Offending Behavior

To demonstrate system and program success at addressing youth offending behavior, system improvement, prevention, and intervention grantees monitor program youth for arrests or delinquency offenses. Grantees monitored 1,276 program youth during the January–June 2021 activity period. Of those monitored, fewer than 1 percent ( $n = 12$ ) were arrested or committed a delinquent offense in the short term (figure 7). Of the youth tracked for a subsequent offense, 1 percent ( $n = 1$ ) reoffended during the activity period (figure 8).

Figure 7. Short-term Offending Outcomes

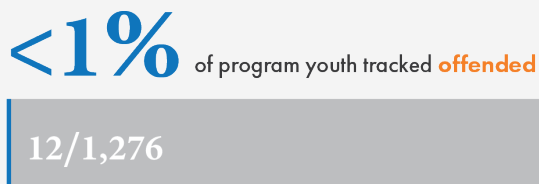
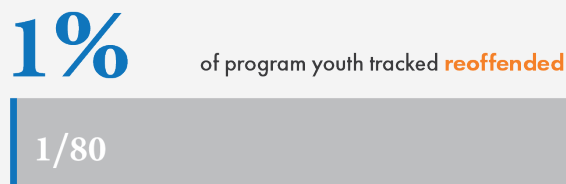


Figure 8. Short-term Recidivism Outcomes



## EVIDENCE-BASED PROGRAMS AND PRACTICES

OJJDP encourages the use of evidence-based practices and programs. Evidence-based practices and programs include models shown to be effective at reducing delinquency and improving youth outcomes. During the January–June 2021 activity period, 32 percent of awards ( $n = 14/44$ ) utilized an evidenced-based practice or program.

## CONCLUSION

To improve public safety and youth and community outcomes, OJJDP awards system improvement and targeted prevention and intervention grants to support capacity building and implement evidence-based or promising programs to serve targeted populations. Examples include trauma-informed approaches and cross-sector collaboration across government agencies and community-based providers. Additionally, grantees educate system professionals and practitioners on model programs and practices and the needs of specific youth populations to improve service delivery.

During the January–June 2021 activity period, OJJDP grantees made significant progress in improving the knowledge and capacity of systems and communities to improve outcomes for targeted populations of youth and families. System improvement efforts established 130 new cross-sector partnerships, implemented 56 MOUs, conducted 756 planning activities, and trained 6,967 people at 220 training and 192 technical assistance events. Targeted prevention and intervention grantees served 13,005 youth. Ninety-nine percent of youth did not offend during the activity period. Collectively, all these activities led to improved cross-sector collaboration across multiple youth-serving systems and organizations and improved outcomes for specialized populations of youth involved in the juvenile justice system.

# APPENDIX

**Table 1: OJJDP Programs Supporting System Improvement and Targeted Prevention and Intervention Awards**

PROGRAM NAME	PROGRAM PURPOSE
<b>System Improvement Awards</b>	
Juvenile Justice Emergency Planning Demonstration Program	Implementation of federal guidelines to prepare juvenile facilities' responses to natural and man-made emergencies
Family Drug Court Statewide System Reform/Implementation	Institutionalization of effective family drug court practices in state-level systems
Nonparticipating States Program	Nonprofit organizations and local entities work to comply with the Juvenile Justice and Delinquency Prevention Act's core requirements in states not participating in the Title II Formula Grant program.
Prison Rape Elimination Act (PREA)	States work toward compliance with national PREA standards in facilities serving juveniles.
Office of Sex Offender Sentencing, Monitoring, Apprehending, Registering, and Tracking (SMART) on Juvenile Justice: Enhancing Youth Access to Justice Initiative	Implementation of state plans to establish quality juvenile defense systems
State Systems Enhancement for Youth Offenders	System enhancement of juvenile defense services through training and data analysis
Supporting Tribal Youth: Youth Leadership Development	Build youth leadership skills within tribal communities
<b>System Improvement, Prevention, and Intervention Awards</b>	
System Improvement, State and Community Division, and Training and Technical Assistance Invited: Girls in the Juvenile Justice System	Strengthen and expand the use of community-based, gender, and culturally responsive programs for girls and victims of child sexual exploitation and domestic sex trafficking
Opioid Affected Youth Initiative	Multidisciplinary task forces use data to develop and implement local or state strategies to serve opioid-affected youth and families
Defending Childhood American Indian Alaska Native Policy Initiative: Supporting Trauma-Informed Juvenile Justice Systems for Tribes	Enhance tribal juvenile justice and child-welfare systems with trauma-informed practices
<b>Prevention and Intervention Awards</b>	
Youth with Sexual Behavior Problems	Multidisciplinary services for youth with sexual behavior problems, youth sex offenders, child victims, and their families