



Office of Juvenile Justice
and Delinquency Prevention

SECOND CHANCE ACT REENTRY

PERFORMANCE REPORT July-December 2020

Publication date: Fall 2022

WORKING FOR YOUTH JUSTICE AND SAFETY

VISION STATEMENT

OJJDP envisions a nation where our children are free from crime and violence. If they come into contact with the justice system, the contact should be rare, fair, and beneficial to them.

MISSION STATEMENT

OJJDP provides national leadership, coordination, and resources to prevent and respond to youth delinquency and victimization. The Office helps states, localities, and tribes develop effective and equitable juvenile justice systems that create safer communities and empower youth to lead productive lives.

This report was produced by Booz Allen Hamilton under contract number DJO-BJA-16-S-0272, awarded by the Office of Juvenile Justice and Delinquency Prevention (OJJDP), U.S. Department of Justice. The opinions, findings, and conclusions or recommendations expressed in this report are those of the contributors and do not necessarily represent the official position or policies of the U.S. Department of Justice. The accuracy of the data in this document is dependent on the precision of grantee data entry. All information included reflects self-reported data provided by OJJDP grantees.

Data during the July-December 2020 activity period was impacted by the Covid-19 global pandemic. Grantees and service providers experienced a disruption to services, which raised obstacles for service delivery and data collection. The following data reflects services adapted to and provided during the Covid-19 pandemic.

It is important to note that accurate data rely on correct data tracking and entry by the grantees and those agencies reporting to grantees, as such the data and analysis findings provided reflect the information as reported. The Office of Justice Programs makes no representations as to the accuracy or completeness of the data presented, nor does it make any inferences as to the effectiveness of grant funded programs and the associated outcomes.

INTRODUCTION

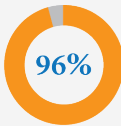
The Second Chance Act (SCA) Reentry grant program, administered by the Office of Juvenile Justice and Delinquency Prevention (OJJDP), supports grantees and subgrantees from state, local, and tribal government agencies, as well as nonprofit organizations and educational institutions. SCA Reentry grantees and subgrantees assist youth who are at moderate- or high-risk for reoffending; under community supervision; and placed in and/or returning from a state, local, or privately-run residential facility and provide related technical support including system improvement. With the support of the SCA Reentry grant program, youth receive treatment, mental health services, and housing assistance to ensure successful reintegration into the community.

OJJDP requires SCA Reentry grantees and subgrantees to report on performance measures to demonstrate whether they have achieved their goals and to improve program and policy decisions. This report presents the SCA Reentry program activities occurring between July and December 2020 and highlights grantee and subgrantee results achieved with OJJDP funding.

Highlights

19,997
NUMBER OF
YOUTH SERVED

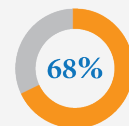
Demonstrating
positive behavior
change



Exiting
program
successfully



Awards
implementing
evidence-based programs



OVERVIEW OF AWARD INFORMATION

During the July–December 2020 activity period, OJJDP’s SCA Reentry program funded 34 awards. Ninety-seven percent of awards were compliant with reporting ($n = 33$). Grantees sub-awarded a portion of or all funds to other organizations. During the activity period, operational¹ awards and subawards ($n = 11$) received \$13 million in OJJDP funding² (figure 1).

Figure 1. Award Details



¹ Grantees and subgrantees have an operational status when they expend funds during an activity period.

² The total funding for the activity period was \$13,035,309. Funding amounts represent the total funding for the life of the award and do not represent actual grantee spending during the activity period. Grantees who are not operational did not provide services and are excluded from the analysis of the program information and performance measures.

³ Total funding: \$13,035,309

EVIDENCE-BASED PROGRAMS

OJJDP promotes the use of evidence-based programs, which includes the program models shown, through rigorous evaluation and replication, to be effective at preventing or reducing juvenile delinquency or related risk factors. SCA Reentry evidence-based programs help facilitate successful youth reintegration into their communities. During the July–December 2020 activity period, 68 percent of awards used one or more evidence-based programs or practices ($n = 15$).

YOUTH SERVED

Grantees provide information on the number of youth served during each activity period. During the July–December 2020 activity period, SCA Reentry grantees and subgrantees served a total of 19,997 youth. Ninety-six percent ($n = 19,102$) of program youth were served using an evidence-based practice model or program.

19,102

Youth served
using evidence-based
practice model or program

YOUTH SUCCESSFULLY EXITING

SCA Reentry grantees and subgrantees create and define their requirements for successful program completion. At the beginning of their award, grantees and subgrantees set desired program goals, which may include employment or educational attainment. Youth who fulfill all required program obligations successfully exit, while those who fail to complete the requirements are considered to unsuccessfully exit the program. Collectively, grantees and subgrantees reported that of the 12,468 youth who exited the reentry program during the activity period, 99 percent ($n = 12,324$) successfully exited (figure 2).

Figure 2. Percent of Youth Exiting Successfully



99%

Program youth exited
program successfully

RECIDIVISM OUTCOMES

To gauge the success of reducing recidivism, grantees and subgrantees report the number of program youth with new adjudications following reentry into the community. During the activity period and up to 6 months after exiting the program, juvenile justice courts adjudicated 49 percent ($n = 90,554$) of youth for a new offense, including youth who were committed to a juvenile residential facility, youth who were sentenced to adult prison, and youth who received other⁴ sentences. Within 6–12 months of exiting the program, juvenile justice courts adjudicated 12 percent ($n = 117$) of youth for a new offense, including youth who were recommitted to a juvenile residential facility, youth who were sentenced to adult prison, and youth who received some other⁴ sentence (figure 3).

⁴ Other sentences may include probation or electronic monitoring.

Figure 3. Short-term Recidivism Outcomes⁵




Figure 4. Long-term Recidivism Outcomes⁷



TARGET BEHAVIORS

SCA Reentry grantees and subgrantees track youth for specific behavior changes to demonstrate the program’s impact on youth lives in several targeted areas, such as social competence, school attendance, and occupational skills. SCA Reentry grantees and subgrantees observed the most significant behavior change in youth receiving services to improve their GPA, perception of social support, prosocial behavior, with 100 percent of youth served demonstrating a positive change. Overall, 96 percent of program youth exhibited the desired change in a targeted behavior (figure 5).

Figure 5. Short-term Outcome Percentages for the Specified Target Behaviors



⁵ Short term includes youth tracked for the behavior of interest who received services during the activity period or youth who exited the program during the activity period.

⁶ Only 14 of the 22 operational grantees tracked youth for short-term recidivism outcomes. One grantee had a large number of youth tracked for adjudications and a large number of youth with adjudications, which is the reason the overall short-term adjudication percentage is low. The grantee indicated their data for this activity period represents 6 jurisdictions. The short-term recidivism rate without this grantee’s data included is 20% (n= 304/1,547).

⁷ Long term includes youth tracked for the behavior of interest who exited the program 6–12 months before the start of the activity period.

⁸ Others include community involvement, GED, gang resistance, occupational skill training, substance use, social competence, and family relationships.

SERVICES PROVIDED

SCA Reentry grantees and subgrantees provide program youth with services that begin pre-release and continue post-release to ensure successful reintegration into society. Reentry services may include substance use treatment, mental health services, education advocacy, employment and vocational assistance, records sealing and expungement, cognitive behavioral therapy, traumatic brain injury treatment, and housing assistance. Substance use treatment services deter, reduce, and eliminate substance use and chemical dependency among program youth. Mental health services focus on helping youth overcome challenges that adversely affect their socialization and development. Housing services help youth and their families locate and retain stable, affordable housing.⁹ Overall, SCA Reentry grantees tracked 14,096 assessments to identify service needs, resulting in 11,206 youth enrolled or placed in substance use services, mental health services, or housing assistance services (figure 6). Some youth assessed for reentry services in one activity period may not be enrolled until a subsequent activity period.

Figure 6. Services Provided to Youth



CONCLUSION

The primary goals of the SCA Reentry grant program are to reduce recidivism and improve outcomes for youth placed in residential facilities by the juvenile justice system. SCA Reentry grantees and subgrantees customize reentry services to meet the needs of individual youth, encouraging successful program completion and reintegration into the community.

During the July–December 2020 activity period, SCA Reentry awards served a total of 19,997 youth with the support of OJJDP funding. Overall, grantees and subgrantees conducted 14,096 assessments and enrolled 11,206 youth in substance use, mental health, and housing assistance services. Within 6 months of program completion, youth exhibited the most behavioral improvement in their prosocial behavior, GPA, antisocial behavior, and perception of social support. Overall, 96 percent of program youth exhibited behavioral improvement in a targeted behavior. Of the 12,468 youth exiting the program during the reporting period, 99 percent ($n = 12,324$) successfully completed program requirements. Out of 19,547 youth tracked during the activity period, 51 percent ($n = 9,554$) did not recidivate in the short term. These results demonstrate the positive impact of SCA Reentry programs at improving outcomes for at-risk youth returning to the community and society.

⁹ Office of Juvenile Justice and Delinquency Prevention. Fact Sheet on OJJDP Second Chance Act Grant Program Accomplishments. <https://ojjdppmt.ojp.gov/help/SCAFactSheetJan2009Jun2015.pdf>