



Office of Juvenile Justice  
and Delinquency Prevention

# SECOND CHANCE ACT REENTRY

## PERFORMANCE REPORT July–December 2021

### WORKING FOR YOUTH JUSTICE AND SAFETY

---

#### VISION STATEMENT

OJJDP envisions a nation where our children are free from crime and violence. If they come into contact with the justice system, the contact should be rare, fair, and beneficial to them.

#### MISSION STATEMENT

OJJDP provides national leadership, coordination, and resources to prevent and respond to youth delinquency and victimization. The Office helps states, localities, and tribes develop effective and equitable juvenile justice systems that create safer communities and empower youth to lead productive lives.

This report was produced by Booz Allen Hamilton under contract number GS-00F-008DA, awarded by the Office of Juvenile Justice and Delinquency Prevention (OJJDP), U.S. Department of Justice. It is important to note that accurate data rely on correct data tracking and entry by the grantees and those agencies reporting to grantees, as such the data and analysis findings provided reflect the information as reported. These analytical findings make no claims of causation or demonstrate evidence of program effectiveness, and, as with all performance data, readers must use caution when interpreting the results, as factors other than the program may have contributed to the performance outcomes reported.

Data during the July to December 2021 activity period was impacted by the Covid-19 global pandemic. Grantees and service providers experienced a disruption to services, which raised obstacles for service delivery and data collection. The following data reflect services adapted to and provided during the Covid-19 pandemic.

# INTRODUCTION

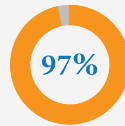
The Second Chance Act (SCA) Reentry grant program, administered by the Office of Juvenile Justice and Delinquency Prevention (OJJDP), supports grantees and subgrantees from state, local, and Tribal government agencies, as well as nonprofit organizations and educational institutions. SCA Reentry grantees and subgrantees assist youth who are at a moderate- or high-risk for reoffending; under community supervision; and placed in and/or returning from a state, local, or privately-run residential facility. With the support of the SCA Reentry grant program, youth receive treatment, mental health services, and housing assistance to ensure successful reintegration into the community.

OJJDP requires SCA Reentry grantees and subgrantees to report on performance measures to demonstrate whether they have achieved their goals and to improve program and policy decisions. This report describes the SCA Reentry program activities occurring between July and December 2021 and highlights grantee and subgrantee results achieved with OJJDP funding.

## Highlights

**13,229**  
NUMBER OF  
YOUTH SERVED

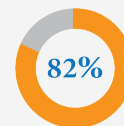
Demonstrating  
positive behavior  
change



Exiting  
program  
successfully



Awards  
implementing  
evidence-based programs



## OVERVIEW OF AWARD INFORMATION

Between July and December 2021, OJJDP’s SCA Reentry funded 24 awards. Ninety-six percent of awards were compliant with reporting ( $n = 23$ ). Grantees sub awarded a portion of or all funds to other organizations. During the activity period, operational<sup>1</sup> awards and subawards ( $n = 17$ ) received \$11.6 million<sup>2</sup> in OJJDP funding (Figure 1).

Figure 1. Award Details



<sup>1</sup> Grantees and subgrantees have an operational status when they expend funds during an activity period.

<sup>2</sup> Total funding is \$11,606,499. Funding amounts represent the total funding for the life of the award and do not represent actual grantee spending during the activity period. Grantees who were not operational, or did not provide services during the activity period, are excluded from the analysis of the program information and performance measures.

## EVIDENCE-BASED PROGRAMS

OJJDP promotes the use of evidence-based programs, which include program models shown, through rigorous evaluation and replication, to be effective at preventing or reducing juvenile delinquency or related risk factors. SCA Reentry evidence-based programs help facilitate successful youth reintegration into their communities. During the July–December 2021 activity period, 82 percent of awards used one or more evidence-based programs or practices ( $n = 14$ ).

## YOUTH SERVED

Grantees provide information on the number of youth served during each activity period. During the July–December 2021 activity period, SCA Reentry grantees and subgrantees served a total of 13,229 youths. Eighty-two percent ( $n = 10,895$ ) of program youth were served using an evidence-based practice model or program.

**10,895**

Youth served  
using evidence-based  
practice model or program

## YOUTH SUCCESSFULLY EXITING

SCA Reentry grantees and subgrantees create and define their requirements for successful program completion. At the beginning of their award, grantees and subgrantees set desired program goals, which may include employment or educational attainment. Youth who fulfill all required program obligations successfully exit, while those who fail to complete the requirements are considered to unsuccessfully exit the program. Collectively, grantees and subgrantees reported of the 9,277 youths who exited the reentry program during the activity period, 99 percent ( $n = 9,204$ ) successfully exited (Figure 2).

**Figure 2. Percent of Youth Exiting Successfully**



**99%**

Program youth exited  
program successfully

## RECIDIVISM OUTCOMES

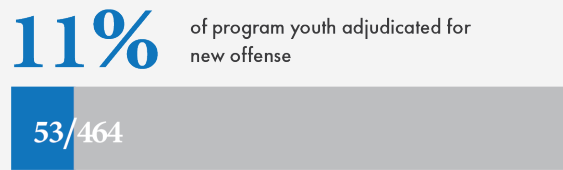
To gauge the success of reducing recidivism, grantees and subgrantees report the number of program youth with new adjudications following reentry into the community. During the activity period and up to 6 months after exiting the program, juvenile justice courts adjudicated 23 percent ( $n = 4,357$ ) of youth for a new offense, including youth who were committed to a juvenile residential facility, youth who were sentenced to adult prison, and youth who received other<sup>3</sup> sentences (Figure 3). Within 6-12 months of exiting the program, juvenile justice courts adjudicated 11 percent ( $n = 53$ ) of youth for a new offense, including youth who were recommitted to a juvenile residential facility, youth who were sentenced to adult prison, and youth who received some other sentence (Figure 4).

<sup>3</sup> Other sentences may include probation or electronic monitoring.

**Figure 3. Short-term Recidivism Outcomes<sup>4</sup>**



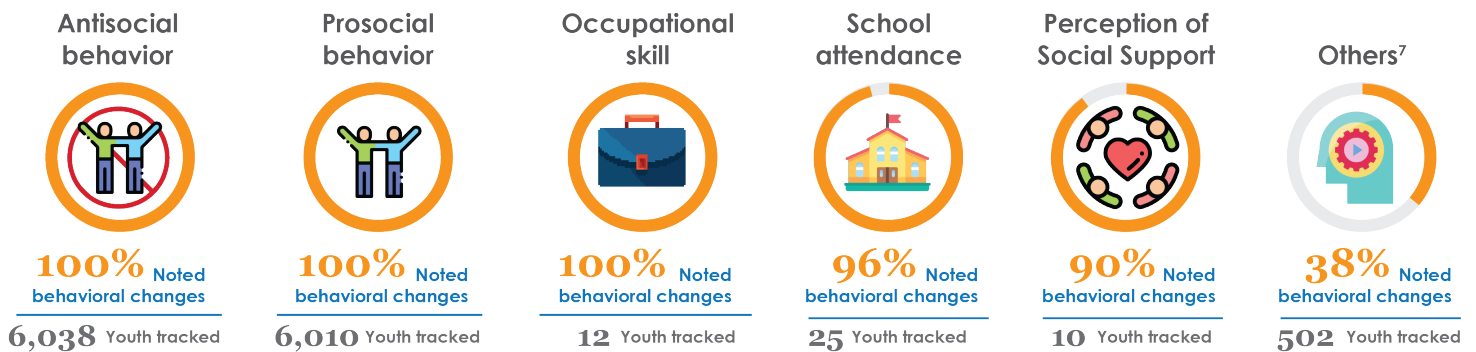
**Figure 4. Long-term Recidivism Outcomes<sup>6</sup>**



## TARGET BEHAVIORS

SCA Reentry grantees and subgrantees track youth for specific behavior changes to demonstrate the program’s impact on youths’ lives in several targeted areas, such as social competence, school attendance, and occupational skills. SCA Reentry grantees and subgrantees observed the most significant behavior change in youth receiving services to improve antisocial behavior, prosocial behavior, and occupational skill with 100 percent of youth served demonstrating a positive change. Overall, 97 percent of program youth exhibited the desired change in a targeted behavior (Figure 5).

**Figure 5. Short-term Outcome Percentages for the Specified Target Behaviors**



<sup>4</sup> Short-term includes youth tracked for the behavior of interest who received services during the activity period or youth who exited the program during the activity period.

<sup>5</sup> Only 12 of the 17 operational grantees tracked youth for short-term recidivism outcomes. One grantee had a large number of youths tracked for adjudications and a large number of youths with adjudications, which is the reason the overall short-term adjudication percentage is low. The grantee indicated their data for this activity period represents 6 jurisdictions. The short-term recidivism rate without this grantee’s data included is 13% (n = 157/1189).

<sup>6</sup> Long-term includes youth tracked for the behavior of interest who exited the program 6–12 months before the start of the activity period.

<sup>7</sup> Others include family relationships, social competence, gang resistance, substance abuse, General Education Development (GED), Grade Point Average (GPA), and community involvement.

## SERVICES PROVIDED

SCA Reentry grantees and subgrantees provide program youth with services that begin pre-release and continue post-release to ensure successful reintegration into society. Reentry services may include substance use treatment, mental health services, and housing assistance. Substance use treatment services deter, reduce, and eliminate substance use and chemical dependency among program youth. Mental health services focus on helping youth overcome challenges that have adversely affected their socialization and development. Housing services help youths, and their families, locate and retain stable, affordable housing.<sup>8</sup> Overall, SCA Reentry grantees tracked 11,114 assessments to identify service needs, resulting in 8,348 youths enrolled or placed in substance use services, mental health services, or housing assistance services (Figure 6). Some youth assessed for reentry services in one activity period may not be enrolled until a subsequent activity period.

*Figure 6. Services Provided to Youth*



## CONCLUSION

The primary goals of the SCA Reentry grant program are to reduce recidivism and improve outcomes for youths placed in residential facilities by the juvenile justice system. SCA Reentry grantees and subgrantees customize reentry services to meet the needs of individual youth, encouraging successful program completion and reintegration into the community.

During the July–December 2021 activity period, SCA Reentry awards served a total of 13,229 youths with the support of OJJDP funding. Overall, grantees and subgrantees conducted 11,114 assessments and enrolled 8,348 youths in substance use, mental health, and housing assistance services. Within 6 months of program completion, youth exhibited the most behavioral improvement in antisocial behavior, prosocial behavior, and occupational skill. Overall, 97 percent of program youths exhibited behavioral improvement in a targeted behavior. Of the 9,277 youths exiting the program during the reporting period, 99 percent ( $n = 9,204$ ) successfully completed program requirements. Out of 19,189 youths tracked during the activity period, 23 percent ( $n = 4,357$ ) did not recidivate short term. These results demonstrate the positive impact of SCA Reentry programs at improving outcomes for at-risk youth returning to the community and society.

<sup>8</sup> Office of Juvenile Justice and Delinquency Prevention. *Fact Sheet on OJJDP Second Chance Act Grant Program Accomplishments*. <https://ojjdpmt.ojp.gov/help/SCAFactSheetJan2009Jun2015.pdf>